

# 2011 Community Success Indicator Report

Central to the success of the Education Alliance is its ongoing assessment process designed to determine the degree to which progress is being made toward the following key alliance assumptions:

*Reading on grade level by grade 3 is critical to future education success*

*The foundation for K-12 mathematics is laid in the early years of elementary school*

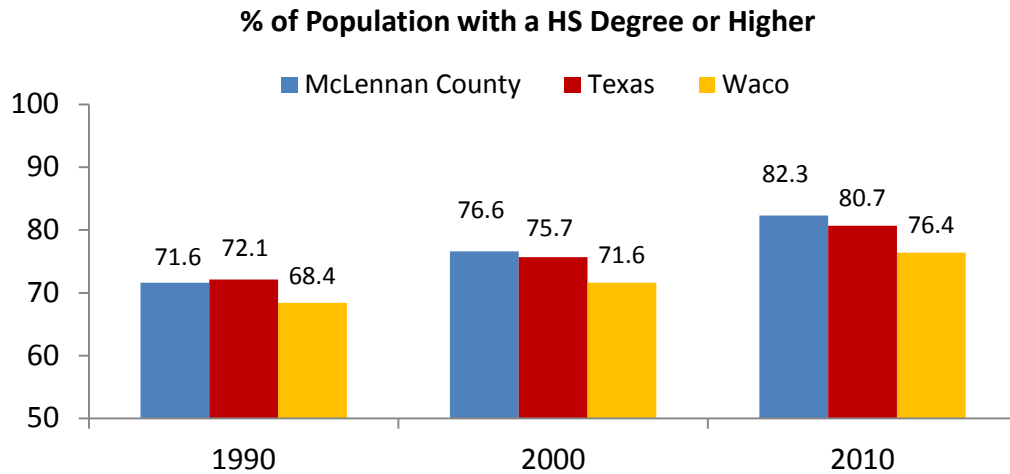
*All youth must graduate from high school, overcoming challenges that discourage academic engagement*

*All students must be prepared for postsecondary success by the time of their graduation from high school*

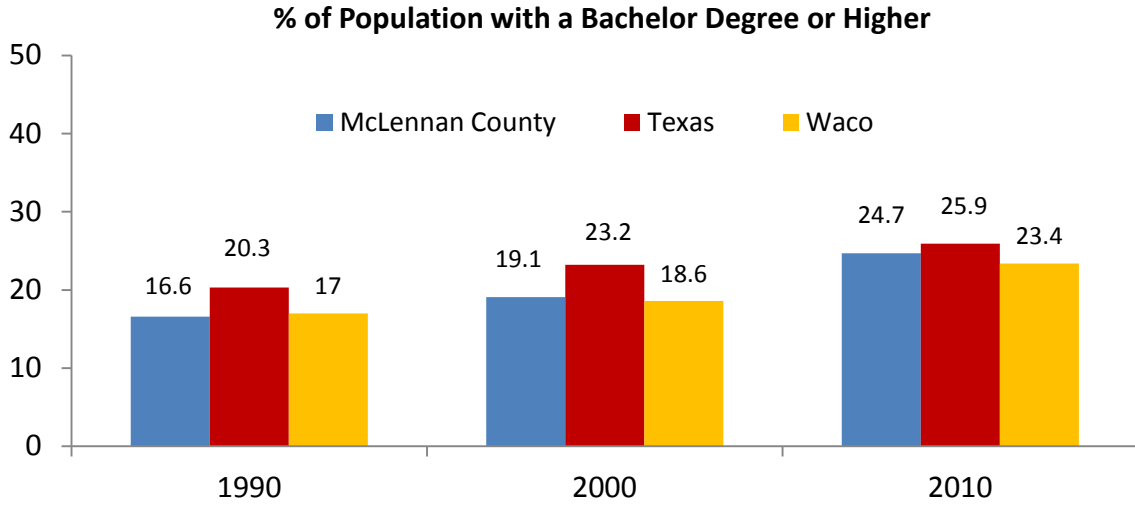
Each year the alliance completes a Community Success Indicator Report to assess the degree to which progress is being made toward these assumptions and to identify alliance priorities for the upcoming year. The annual indicator reports allow the alliance to utilize a data-driven approach to decision making, which ensures that its finite resources are effectively allocated. The 2011 indicator report utilizes census data, TAKS scores from Grades 3, 5, 9, and 11, and performance data from McLennan Community College. The performance results presented in this report include results from school districts throughout McLennan County. The below table provides income and education attainment data for Waco, McLennan County, and Texas. The substantial differences in poverty rates and educational attainment should be considered when interpreting the various results presented in this report.

Demographic	State	McLennan County	Waco
Population	25,145,561	234,906	124,805
Hispanic	37.6%	23.6%	29.6%
African American	11.8%	14.8%	21.5%
White	45.3%	58.9%	45.8%
Median household income*	\$48,615	\$39,143	\$30,947
Families below poverty level*	13.8%	15.8%	23.2%
Individuals below poverty level*	17.9%	21.5%	31.3%

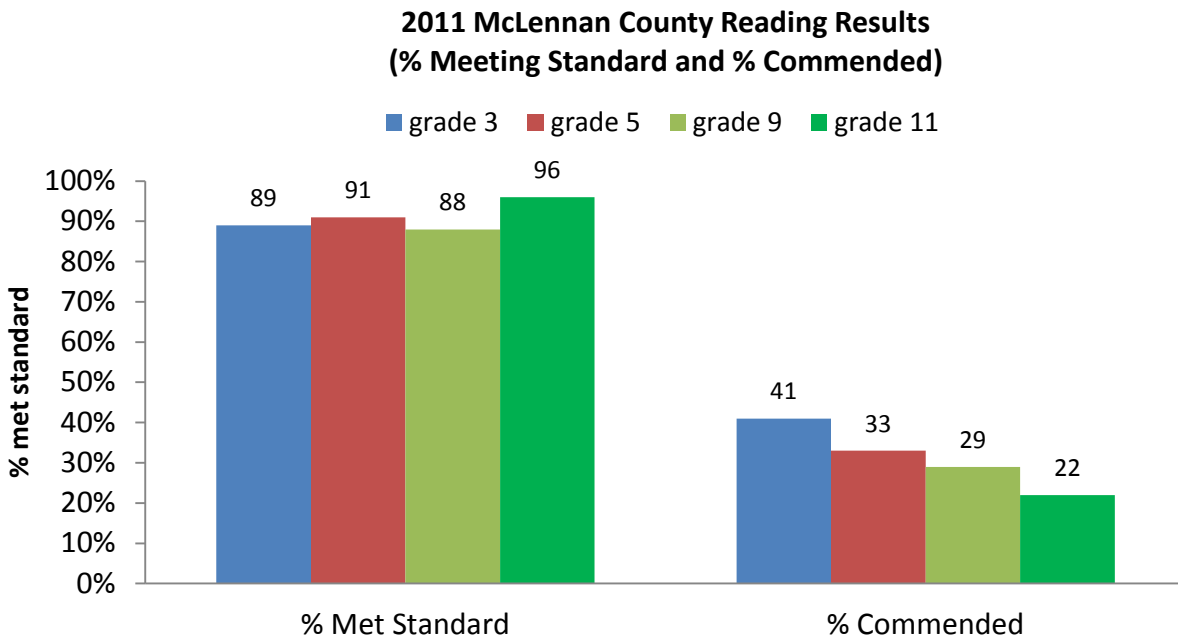
Demographic	State	McLennan County	Waco
< High School Degree	19.3%	18.1%	23.6%
Some College	22.8%	22.3%	20.8%
Associate Degree	6.3%	7.9%	7.1%
Bachelor Degree	17.3%	15.3%	16.5%
Graduate/Professional Degree	8.6%	7.3%	6.9%



The percentage of individuals in Waco with a high school degree or higher has increased from 68.4% in 1990 to 76.4% in 2010. However, Waco remains below the State average of 80.7%.



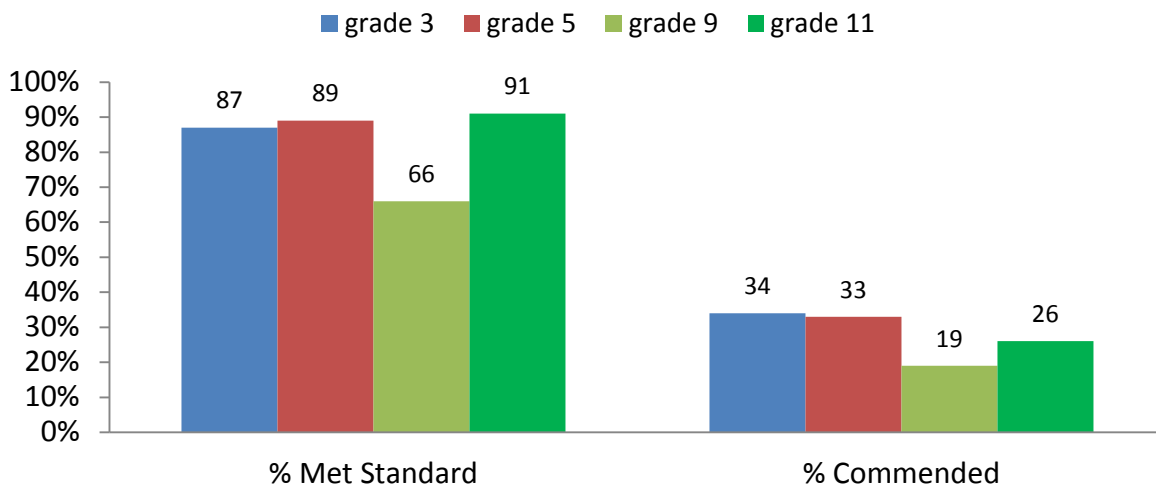
The percentage of individuals in Waco with a bachelor degree or higher has increased significantly from 17% in 1990 to 23.4% in 2010. Although there are many factors they may be contributing, it represents a major achievement for Waco.



*Reading on grade level by grade 3 is critical to future education success*

Within McLennan County, over 85% of students met the 2011 TAKS reading standard across Grades 3, 5, 9, and 11 with 91% of students met the standard in Grade 3. Students who meet the standard are considered to have a sufficient understanding of the target knowledge and skill at a particular grade level. In contrast to the percentage of students meeting the standard, only 41% of Grade 3 students earned commended performance. The percentage of students achieving commended performance was as low as 22% in Grade 11. McLennan County was slightly above the State average in terms of percentage of students meeting the TAKS reading standard in Grade 3, but below the State average in terms of percentage of Grade 3 students achieving commended performance.

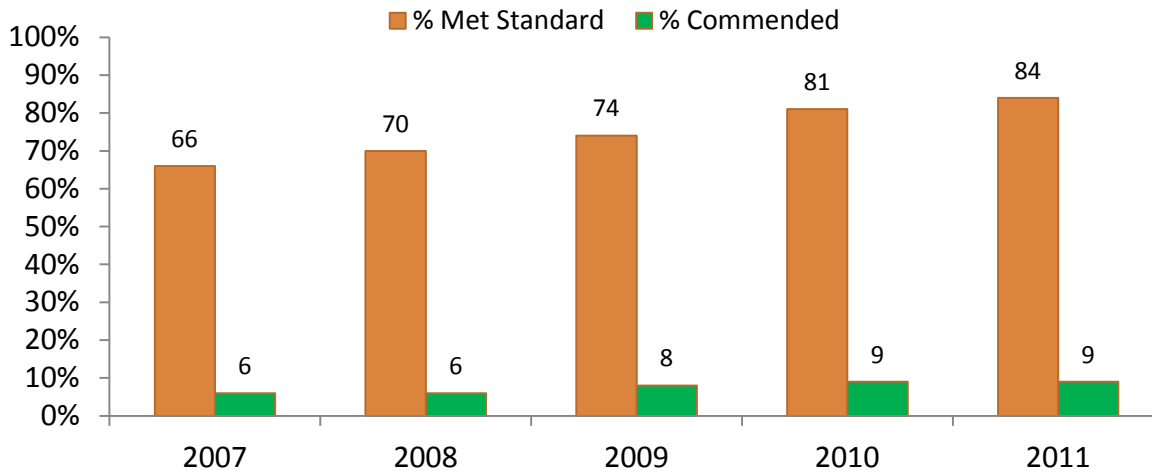
**2011 McLennan County TAKS Math Results  
(% Meeting Standard & % Commended)**



***The foundation of K-12 mathematics is laid in the early years of elementary school***

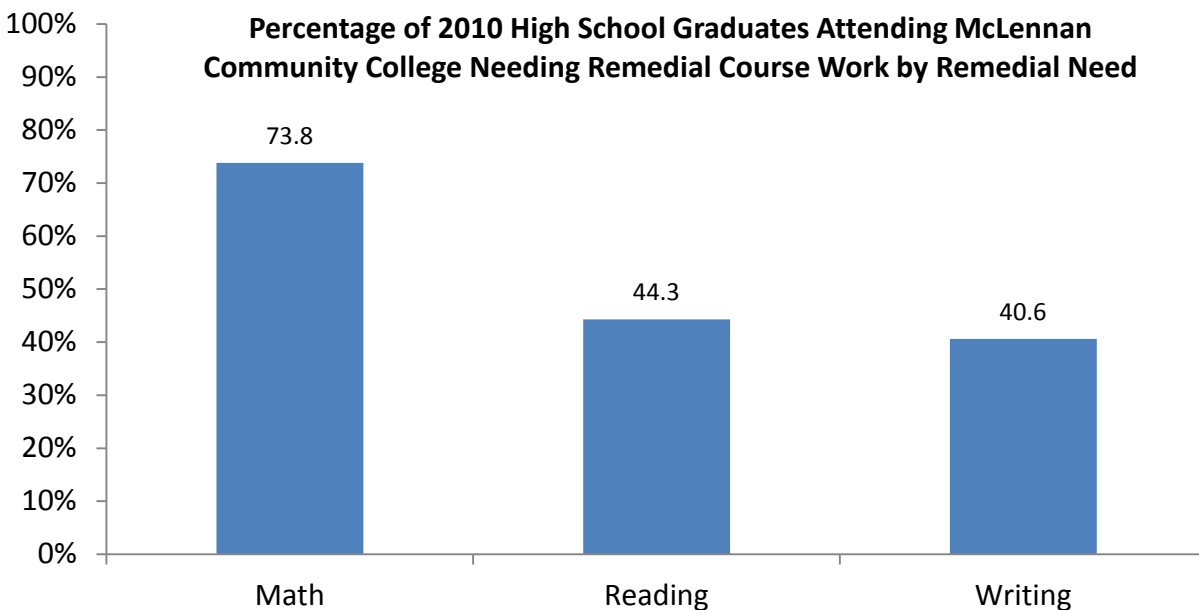
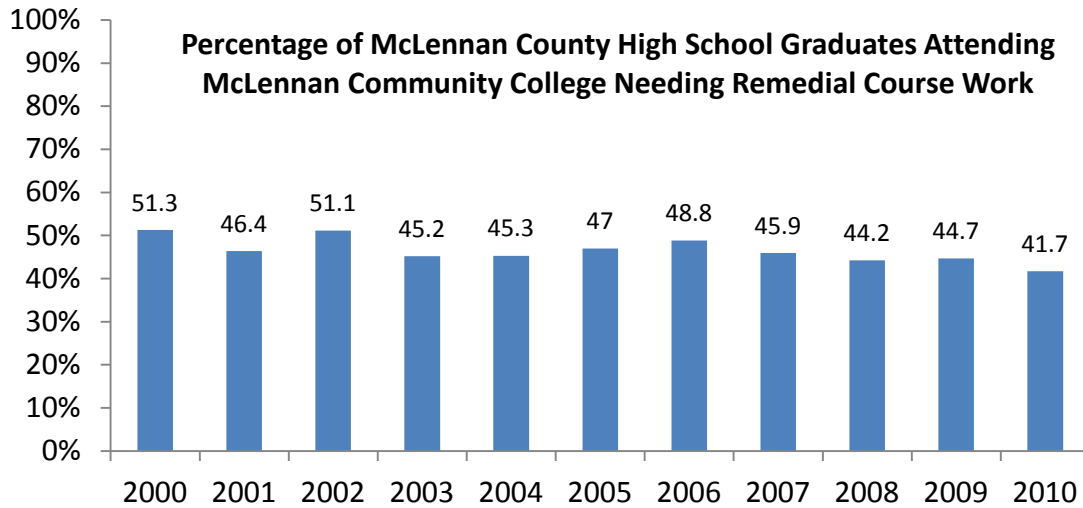
In 2011, 87% or more of the students in McLennan County met the TAKS math standard in Grades, 3, 5, and 11. However, only 66% of the students met the standard in Grade 9. Less than 35% of the students achieved commended math performance on the TAKS exam irrespective of grade level.

**2007-11 McLennan County TAKS Grade 11 All Sections  
(% Meeting Standard & % Commended)**



***All youth must graduate from high school, overcoming challenges that discourage academic engagement***

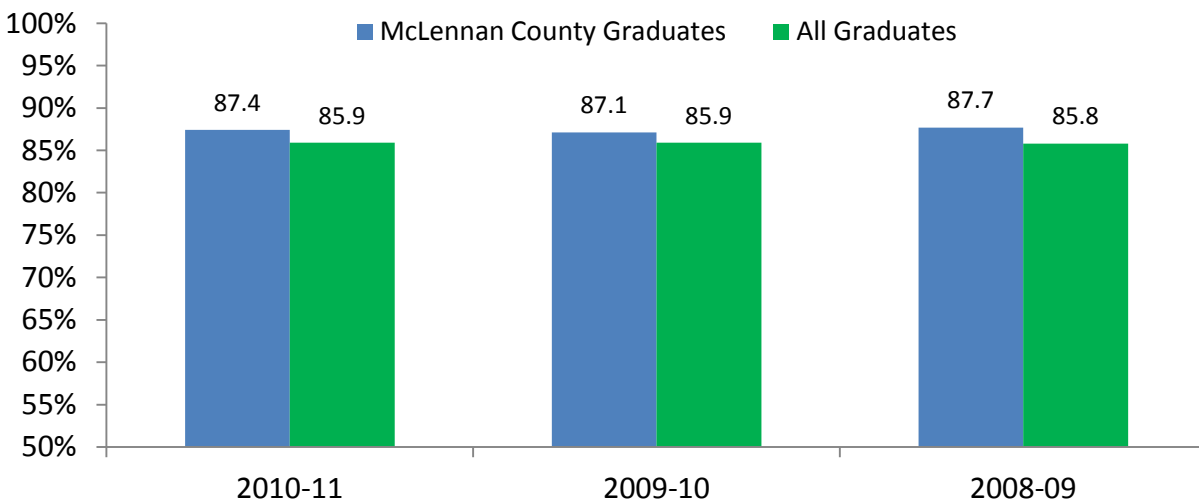
In 2007, only 66% of McLennan County Grade 11 students met the TAKS standard on all sections of the test. In 2011, 84% of Grade 11 students met the TAKS standard on all sections of the test. This improvement represents a major achievement for McLennan County in relation to the alliance goal of ensuring all students graduate from high school. However, the percentage of students achieving commended performance on all sections of the TAKS has remained below 10%.



***All students must be prepared for postsecondary success by the time of their graduation from high school***

Although the TAKS exams are designed to help schools ensure that students meet a target standard level of academic achievement, scores on this test are only an indirect measure of student preparedness of college-level work. The most direct measure of college-level preparedness is actual performance in college-level classes. Recent data collected from McLennan Community College shows that about 42% of recent high school graduates are required to enroll in at least one remedial class. In addition, mathematics represents the area in which students appear to be least prepared. However, the percentage of local area high school graduates enrolling in remedial courses has dropped significantly from 51.3% in 2000 to 41.7% in 2010. This represents substantial progress toward the alliance’s goal of ensuring students are prepared for postsecondary success.

### Percentage of McLennan County High School Graduates Attending McLennan Community College in the Fall and Returning the Following Spring (2008-09 - 2010-11)



Recent retention data also suggests that progress is being made in preparing McLennan County students for college level course work. Among students attending MCC, 87.4% of McLennan County graduates were retained from fall to spring compared to college wide average of 85.9%.

#### Summary of Key Findings

The following represent the primary findings from the present report:

- **% of Families in Poverty is Well Above State Average**
  - Over 23% of families in Waco are living below poverty level
  - Over 31% of individuals in Waco are living below poverty level
  - The median family income among Waco residents (\$30,947) is nearly \$20,000 less than the State average
- **Improvement in educational attainment relative to the State**
  - The gap between the statewide % of population with a Bachelor degree improved for both McLennan County and Waco

- **Performance Gap Between 9<sup>th</sup> Grade Reading and Math**
  - There is a performance gap between reading and math in Grade 9 with the percentage of students meeting math standards greater than 20% below the percentage meeting reading standards
- **Mismatch Between Percent Meeting Standard and Percent Prepared for College**
  - 84% of students met the Grade 11 standard for all sections but only 59% of graduates [who attend college] are typically prepared for college level work
- **Under Prepared Students in Mathematics**
  - Nearly 75% of recent high school graduates enrolling in remedial course work at MCC enroll in a remedial math course
- **Successes:**
  - Over 80% of McLennan County grade 11 students are meeting the TAKS standard
  - McLennan County College-Going Rate of 62% is well above Statewide average of 56%
  - The percentage of local area HS graduates requiring remedial course work has dropped from 51% in 2000 to 42% in 2010
  - HS Graduates are retained at a higher rate than the average student